

Turn the ignition switch ON and measure the voltage between the black/brown (+) and green/black (-) wire terminals.

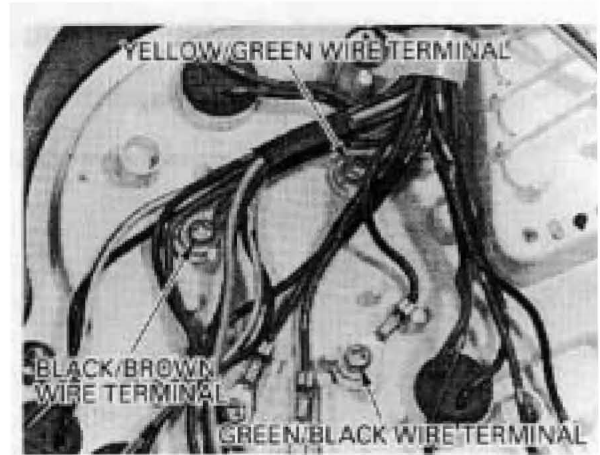
There should be battery voltage.

If there is no voltage, check for open circuit in black/brown wire.

Turn the ignition switch ON and the engine stop switch to "RUN", and measure the voltage between the yellow/green (+) and green/black (-) wire terminals.

There should be battery voltage.


If there is no voltage, check for open circuit in yellow/green wire.



COOLANT TEMPERATURE GAUGE/ THERMOSENSOR

SYSTEM INSPECTION

Disconnect the thermosensor wire connector and ground it with a jumper wire.




Turn the ignition switch ON and check the coolant temperature gauge needle.

The needle should move to "H".

CAUTION:

Immediately turn the ignition switch OFF when the needle moves to "H" (hot) to prevent the gauge from damaging.



If the needle moves, check the thermosensor.

If the needle does not move, check the following:

Remove the three bolts and the instrument assembly from the stay (page 19-6).

Check for open circuit in green/blue wire.

Turn the ignition switch ON and measure the voltage between the black/brown (+) and green/black (-) wire terminals.

There should be battery voltage.

If there is no voltage, check for open circuit in black/brown and green/black wires.

